

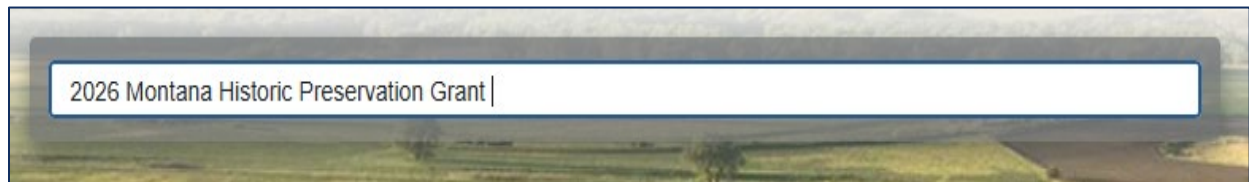
Community MT Division

Montana Historic Preservation Grant Program


Montana Grants and Loans Portal Guide

Please review these steps to access the 2026 Montana Historic Preservation Grant application. If you have any questions, please email doccdd@mt.gov. Applications are due **Feb. 28, 2026**.

1. Once you arrive at the [Montana Grants and Loans](#) webpage enter, **“2026 Montana Historic Preservation Grant”** into the search bar.

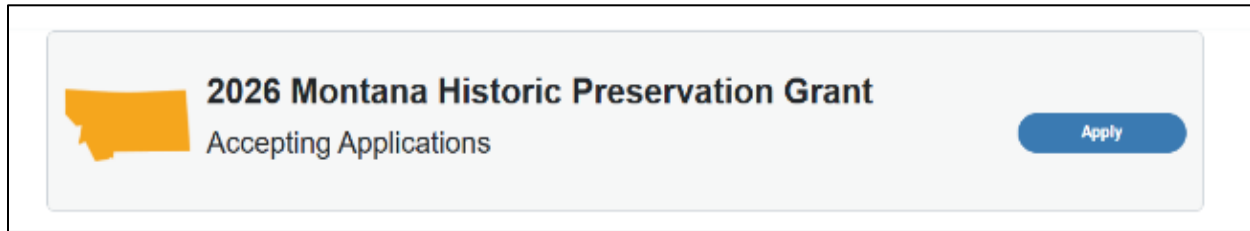


2. Click on “2026 Montana Historic Preservation Grant”.



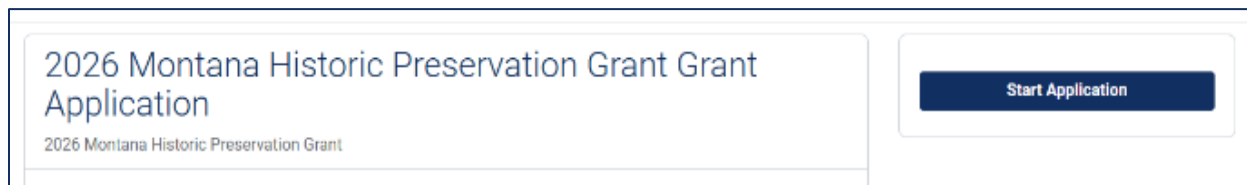
3. When you arrive at the application, please review the Description/Guidelines tab as well as the Application Forms tab.

4. When you are ready, click the “Apply” button.

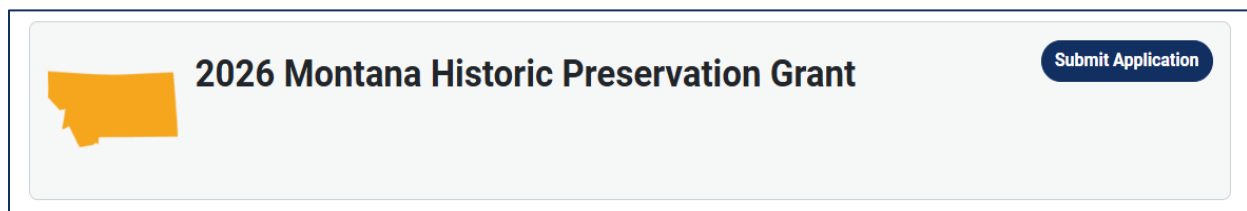


5. Log in with your credentials.
- You will need to create an OKTA account at login.mt.gov.
 - Enter your email, first name, last name, then click on “Submit”.
 - Check your email and click on the link that will be provided to validate your OKTA account.
 - If you have any issues, please contact 406-444-2000 for Okta support.

6. Click “Start Application” when you are ready to begin the application.



7. Once you have completed your application, click “Submit Application”.



If you would like a video tutorial, please email doccdd@mt.gov to schedule a video call with Commerce staff.