Made in Montana Trade Show Booth Examples

All flooring and product must fit inside your booth footprint, no exceptions.

Booth spaces designed for open viewing - please do not block your neighbor. Solid side panels or grids with product cannot extend beyond six feet from the back wall of the booth. Only moveable, non-solid displays may be used on the final 4' of display space towards the aisle.

Pop up canopies are not allowed however, you may use the frame alone for lighting or hanging items for sale.

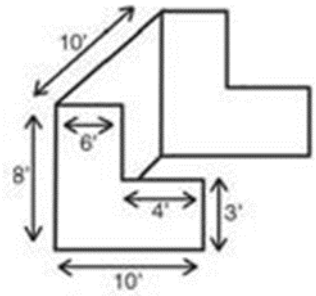

"Stair Step" Pipe & Drape Booth Structure Information:

- Pipe & Drape Color: Solid Black
- Booth Footprint: Booths 101 – 708 are 10' wide x 10' deep
- Booths 709, 801-813 are 10' wide x 8' deep
- Back wall: 8' high
- Side divider: 8' high extending 6' from back wall, and then 3' high to aisle for 4'

Each booth includes:

- One - 6' x 24" skirted table (30" high; black skirt; white top)
- One - 500 watt/110v electrical outlet per booth (exhibitor must supply own extension cord)
- 2 chairs (standard height – self-service when you arrive at show)
- Double booths include 4 chairs, two tables, two electrical sources.

COMMERCE



10’ by 10’ Inline Booth



10’ by 10’ Corner Booth

Montana Department of Commerce | commerce.mt.gov | montanarelay.mt.gov (711)

P.O. Box 200533 | Helena, MT 59620-0533 | Phone: 406-841-2700 | Fax: 406-841-2701

Example of neighboring inline booths, set-up for Wholesale Buyer Day. Note the open view between booths and use of low, movable counters and displays in the front of the booth.

20’ x 10’ Double Inline Booth

COMMERCE



20’ x 10’ Double Corner Booth



Example of a double inline booth—during set-up day. Note the use of the tables in the front to work with Wholesale Buyers and merchandise displayed on the back wall. Open viewing to neighboring booths.

Example of a double corner booth—during Wholesale Buyer Day. Note the use of the low displays in the front, an accent flooring that fits within the footprint, and open viewing to neighboring booths.